

VAB/AVS

User Manual

VAB/AVS

Self-securing sling

Subject to technical changes

BRIEF DESCRIPTION

INTENDED USE

The self-securing sling VAB/AVS is part of personal protective equipment (PPE) of category III to prevent falls from heights. In combination with suitable harness systems acc. to EN 361, EN 12277, securing equipment and methods, it serves to protect persons from falls, and as a restraint.

Application temperature: -40 °C to +80 °C


All other uses are deemed improper. The company BORNACK will not be liable for any ensuing damages. The user bears the sole risk.

EQUIPMENT

- Tape made of synthetic fibres.
- Multi-function ring made of aluminium.
- Connector acc. to EN 362 made of aluminium or steel.

USE

- Restraint
- Positioning



INFORMATION BEFORE USE



Always check every time before use!

- The personal protective equipment (PPE) may no longer be used in the case of even very minor faults.
- Faulty PPE components may only be tested or repaired by BORNACK or in a workshop authorised in writing by BORNACK.
- Regular inspections are essential because the safety of the user depends on the efficiency and durability of the PPE.
- The user must have completely read and understood the User Manual before use.
- The self-securing sling VAB/AVS is not suitable for arresting a fall. If there is a risk of a fall or free fall, suitable equipment should be used.

VISUAL INSPECTION

- All seams are undamaged. There are no visible signs of damage to the textile components nor can faults be felt with the hands.
- The multi-function ring and connector acc. to EN 362 show no obvious signs of damage and are not bent.

FUNCTION TEST

- The fastener and lock of the connector acc. to EN 362 are functional.

VAB/AVS IN USE

ATTENTION:



Always carry out a risk assessment before commencing work:

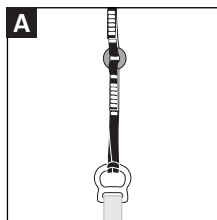
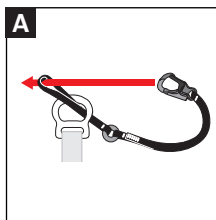
- Are there sharp edges/rough surfaces?
- Is there a risk of falling / free fall?

PREPARATION

Observe the User Manual of the climbing harness.

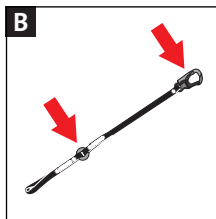


A Loop the self-securing sling per to the attachment point of the climbing harness by means of a cow hitch knot. The self-securing sling can also be connected to the climbing harness by means of a connector acc. to EN 362.



APPLICATION

B Attach the self-securing sling with the connector acc. to EN 362 or the multi-function ring to a suitable anchor point.



CAUTION: RISK TO LIFE!



Anchor points must be adequately strong (observe EN 795 and/or DGUV Regulation 112-198)!

VAB/AVS IN USE

CAUTION: RISK TO LIFE!



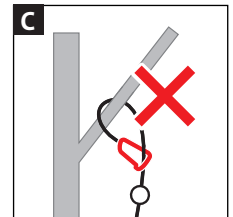
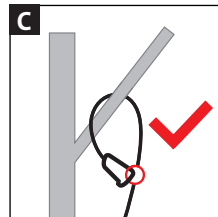
When attaching the self-securing sling, always ensure that the attachment point lies well above the point at which the rope is attached! Avoid slack line! Free movement must be restricted to maximum 0.6 m!

ATTENTION:



Ensure that the total length, including the end connections and connectors, does not exceed 2.0 m.

C If the self-securing sling is wrapped around a part for anchoring, the connector of the safety rope is hooked into the multi-function ring.



ATTENTION:



Therefore, the part needs to be checked to ensure that its surface is suitable for this application, e.g. it has no sharp edges.

ATTENTION:



Protect the connector against shearing forces (bending).

SAFETY REGULATIONS

There is a risk to life if these safety instructions are not observed!

- The personal protective equipment (PPE) may no longer be used even in the case of very minor faults.
- Damaged, fall-stressed, dubious personal protective equipment or safety devices must be immediately withdrawn and not used. The equipment may only be inspected by an expert in compliance with DGUV (German Social Accident Insurance) principle 312-906, by BORNACK or by a workshop authorised in writing by BORNACK. This must be documented in the test card.
- Independent modifications or repairs are not allowed.
- Rope protection is part of the personal fall prevention equipment and should be assigned to a specific person.
- The personal protective equipment may only be used by qualified staff that are familiar with the material. They must be proficient in handling the personal protective equipment and must have been briefed about the possible risks associated with its use.
- In accordance with the accident prevention guidelines (UVV), the users of personal protective equipment against falls (Category III) must attend a theoretical training course and a practical training course. Make use of the training competence of the BORNACK training centres: info@bornack.de
- Accessories from other manufacturers may only be used if approved by BORNACK and may not impair the function and safety of the protective equipment.
- Clothing and shoes must be suitable for the task at hand and the weather conditions.
- Only use if fully fit and healthy.
- Health impairments can jeopardise the safety of the user when working at heights or depths.
- If this PPE is used as an arrester system (free fall is possible), only full body harnesses that comply with EN 361 may be used.
- Calculation of the possible fall path if all necessary PPE components are used correctly: (if necessary braking path HSG) + surplus lanyard (situation-dependent) + braking path energy absorber (max. 1.75 m) + height of D-ring (1.5 m) + safety reserve 1.0 m.

SAFETY REGULATIONS

- Before use, ensure adequate clearance below the user to prevent impact on a protruding object or the ground.
- Protect personal protective equipment during storing, use and transportation against the effects of heat (e.g. welding flames or sparks, burning cigarettes) and chemicals (e.g. acids, alkalis, oils) and mechanical impact (e.g. sharp edges).
- The combinability and protective effect of the PPE must be checked for each hazard situation (risk assessment).
- If a casualty hangs motionless in a full body harness for a longer time, blood cannot flow back from the legs and/or the flow may be interrupted. This can lead to a suspension trauma, a circulatory shock with serious to fatal consequences.
- Before starting work, the responsible person must draw up a plan of rescue measures that defines how to rescue casualties quickly and safely and ensures first aid measures. Casualties must be rescued within 20 minutes. BORNACK can help you draw up tailor-made rescue concepts and includes these in the necessary training courses.

E-mail hotline: info@bornack.de

OTHER

APPROVAL:

Complies with the Regulation (EU) 2016/425 for PPE.

Type testing and production monitoring by:

TÜV SÜD Product Service GmbH
Ridlerstr. 65, D-80339 München
CE 0123

Quality management system certified to DIN EN ISO 9001:2015.

Production monitoring by notified office in accordance with Category III.

REGULAR INSPECTIONS

- This personal protective equipment must be inspected at least once a year by an expert in compliance with DGUV Principle 312-906. The result must be documented in the test card at the end of this User Manual.

SERVICE

If you have any further questions about this PPE or other BORNACK services, such as:

- Risk analyses
- Rescue concepts
- Training courses
- Expert inspections
- Technical inspections
- Maintenance + inspections

please contact our e-mail hotline:
info@bornack.de

We will be happy to help!

MAINTENANCE

- Apply a small amount of oil on the joints so that the moving parts of the connector acc. to EN 362 and other devices run smoothly. If possible, use precision mechanics oil. Ensure that the oil does not come into contact with textile PPE components.
- Maintenance may only be carried out by a qualified expert in compliance with DGUV Principle 312-906. All instructions in this User Manual must be strictly observed.
- Protective equipment that is clean and well looked after will last longer!

OTHER

CLEANING

- Dry damp personal protective equipment in the air, not on artificial heat sources. Dry metal components with cloths.
- Clean soiled textile components (e.g. arrester harnesses and ropes) with lukewarm water and a little detergent for delicates. Then rinse carefully and allow to dry in the air. Other cleaning agents are not allowed!
- If disinfection is necessary, please contact the e-mail hotline: info@bornack.de
- If the personal protective equipment comes into contact with salt-water, keep it wet until it can be rinsed with plenty of distilled water.
- Use compressed air to blow on the unit if necessary.

LIFE SPAN

The following recommendation applies for the use of the VAB/AVS:

Maximum usage period after being used for the first time: 10 years

In ideal storage conditions and annual inspections, the product may be stored for up to 3 more years before it is used for the first time without impacting on the stated maximum usage period. Every further year in storage reduces the final maximum allowed usage period by 1 year.

Metal parts are not subject to age-related life span deadlines. The expert makes a decision about these parts based on his technical expertise.

For reasons of safety, intensive use and/or extreme application conditions such as sharp edges, chemical influences, UV radiation etc. will reduce the usage period. The company owner needs to take this into account in the workplace risk analysis.

OTHER

The company owner must ensure compliance with the maximum usage period by documenting first-time use in the test card.

The test card at the end of this User Manual must be presented during the regular expert inspections and be completed by an expert.

For more details, please visit www.bornack.de.

REPAIRS

- For reasons of liability, repairs may only be carried out by BORNACK or in a workshop authorised in writing by BORNACK.
- Only original spare parts from the manufacturer may be used.

STORAGE

- Store in a dry place away from direct sunlight.
- Do not store PPE near radiators. Permanent exposure to temperatures below 0 °C or above +50 °C has a negative impact on the strength of the textile material and shortens the life span.
- Do not allow PPE to come into contact with aggressive substances (e.g. oils, grease, acids, chemicals). Precision mechanics oils may be applied to moving metallic parts during maintenance. Always ensure that textile PPE components do not come into contact with the oil.
- Do not store personal protective equipment close to aggressive substances (see above) because even the vapours of aggressive substances can have a negative effect on the strength of the PPE.
- Protected storage in the device case or device bag.
- Dry wet PPE **before** storage.













TRANSPORT

- Protected transport in the device case or device bag.

OTHER

PRODUCT IDENTIFICATION AVS













The following identification is on the product:

Product name	→	AVS			
Product category	→	Selbstsicherungsschlinge			← Logo
Product type	→		AVS01/RI,KAD/BK/-		
Size	→		100 cm		← Read the User Manual.
Item number	→		1001796		
Charge	→		18-1234567		
Serial number	→		001		← QR code
Production date	→		11/2018		
Useful load	→				
EN norms	→	EN 354:2010	 1	 24 kN	← Breaking load
	→	EN 566:2017			← CE symbol and number of the test office
	→	EN 795-B:2012			
Contact	→	BORNACK GmbH & Co. KG			← Manufacturer address
	→	Bustadt 39, 74360 Ilsfeld/Germany			
	→	www.bornack.de			

OTHER

PRODUCT IDENTIFICATION VAB

The following identification is on the product:

Product name	→	VAB			
Product category	→	Selbstsicherungsschlinge			← Logo
Product type	→		VAB01/RI,KAD/BK/-		
Size	→		86 cm		← Read the User Manual.
Item number	→		1000659		
Charge	→		19-1234567		
Serial number	→		001		← QR code
Production date	→		11/2019		
Useful load	→				
EN norms	→	EN 354:2010	 1	 24 kN	← Breaking load
	→	EN 566:2017		0123	← CE symbol and number of the test office
	→	EN 795-B:2012			
Contact	→	BORNACK GmbH & Co. KG Bustadt 39, 74360 Ilsfeld/Germany www.bornack.de			← Manufacturer address



TEST CARD

FOR ANNUAL MONITORING

The test list must be completed in full by the expert during the annual inspection.

This test list does not claim to cover all test criteria and does not relieve the expert from his decision about the overall condition.

Type product name: _____

Production date: _____

Charge: _____ Serial no.: _____

Purchase date: _____

Date of first Use: _____

Maximum life span until: _____

	Date	Signature	Next inspection	Reason for inspection
Year 1				
Year 2				
Year 3				
Year 4				
Year 5				
Year 6				
Year 7				
Year 8				
Year 9				
10th year				

TEST CARD

FOR ANNUAL MONITORING

Please complete:

Year	1st	2nd	3rd	4th	5th	6th	7th	8th	9th	10th
Strap undamaged?										
No chemical soiling?										
Seams undamaged?										
No deformation of metal parts?										
Connector acc. to EN 362 undamaged and functional?										
Condition of the springs/rivets/axles OK?										
Multi-function ring undamaged?										
No corrosion damage?										
No mechanical damage?										

Continued on the next page

EU DECLARATION OF CONFORMITY



EU Declaration of Conformity

The manufacturer or his authorised representative established within the EU

BORNACK GmbH & Co. KG
Bustadt 39
74360 Ilsfeld
Germany

hereby declares that the following personal protective equipment

Self-securing sling / Lanyard / Sling / Anchor device
VAB / AVS

- is in conformity with the relevant harmonisation legislation according to Annex V (Module B) of the Regulation (EU) 2016/425 on personal protective equipment according to Article 19 (category III PPE) and is examined to EN 354:2010 EN 566:2017 EN 795:2012
- is identical to the PPE that is the object of the
EU type-examination certificate
No. P5A 040506 0293 Rev. 00

issued by

TÜV SÜD Product Service GmbH
Zertifizierstelle
Ridlerstraße 65
80339 München
Germany
CE 0123

- is subject to the assessment of conformity to type, based on internal production control plus supervised product checks according to Module C2 of the Regulation (EU) 2016/425 for personal protective equipment (category III PPE), monitored by the notified body

TÜV SÜD Product Service GmbH
Zertifizierstelle
Ridlerstraße 65
80339 München
Germany
CE 0123

20 March 2020

BORNACK GmbH & Co. KG

A handwritten signature in black ink, appearing to read "Ulrike Bornack".

Ulrike Bornack
Managing Director



FALLSTOP

Safety equipment for securing and rescuing at heights and depths

SAFEPOINT

Planning and assembly of stationary securing systems

BORNACK GmbH & Co. KG

Bustadt 39
74360 Ilsfeld
Germany

Tel + 49 (0) 70 62 / 26 90 0-0
Fax + 49 (0) 70 62 / 26 90 0-550
info@bornack.de
www.bornack.de

© BORNACK – Subject to technical changes
Reprinting or duplication, even of excerpts, is only permitted
with written consent
Status: 07/2021 GAL Art. No. 8000139_EN jba/anh

