

SETP

User Manual

SETP

Sling/strap

Subject to technical changes

BRIEF DESCRIPTION

INTENDED USE

The SETP slings and straps are part of the personal protective equipment (PPE) of Category III to protect against falls from a height. This equipment may only be used by persons familiar with personal fall prevention equipment and the risks associated with working in areas where there is a risk of falling.

SETP-slings and straps offer additional protection where critical anchor points do not allow the use of normal tape slings

In practice, the influences that impact on the application types can lead to a reduction in strength.

SETP slings always ensure very high wear and edge protection; however, this should not lead to a temptation to use them carelessly. Sharp edges remain a high source of risk.

Temperature ranges:

- Long time: -40 °C to +80 °C
- Several hours: +100 °C
- Short time (a few minutes): +140 °C

The maximum tensile strengths stated on the label always refer to influence-free loads with a direct and non-offset anchor when pulled straight.

Breaking load when pulled straight:

- SETP sling: 27 kN
- SETP strap: 22 kN

All other uses are deemed improper. The company BORNACK will not be liable for any ensuing damages. The user bears the sole risk.

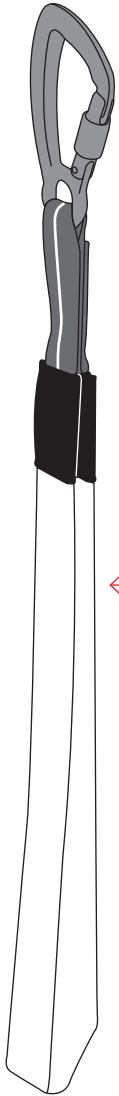
FUNCTION

Object-specific risk assessments indicate that there is a significant safety risk for tape slings or simple textile lanyards without extra protection when used as interim securing means or anchor elements, if they lie on sharp edges. The SETP equipment is based on the kernmantel technology and protects the supporting lanyard thanks to a double jacket construction.

EQUIPMENT

- Inner jacket: Woven aramide jacket
- Outer jacket: Round braiding made of ballistic nylon, coated on the inside
- Karabiner TWISTLOCK PLUS made of steel or aluminium

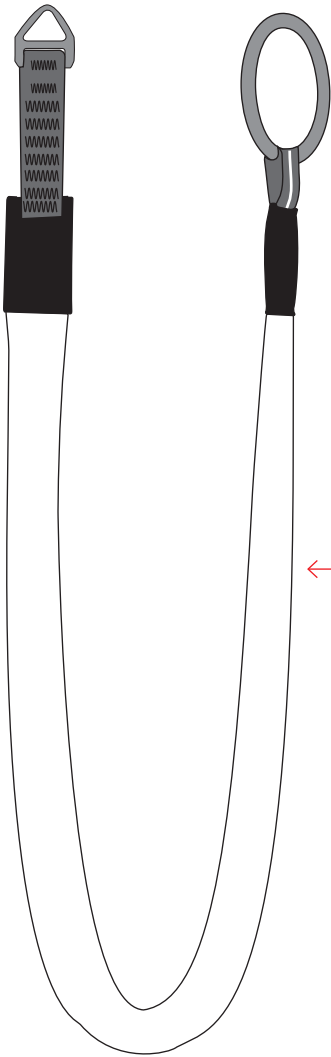
SETP SLING



← Connector
acc. to EN 362

← Outer jacket

SETP STRAP



← Outer jacket

INFORMATION BEFORE USE



**Always check every time
before use!**

- The personal protective equipment (PPE) may no longer be used in the case of even very minor faults. Faulty PPE components may only be tested or repaired in a workshop authorised by BORNACK.

VISUAL INSPECTION

- Check that the rope protection is complete. Are all components complete?
- All seams are undamaged. There are no visible signs of damage to the textile components nor can faults be felt with the hands.
- Fittings, D-rings, buckles, connectors acc. to EN 362 show no obvious signs of damage and are not bent. Karabiner fastener and its lock are fully functional.

FUNCTION TEST

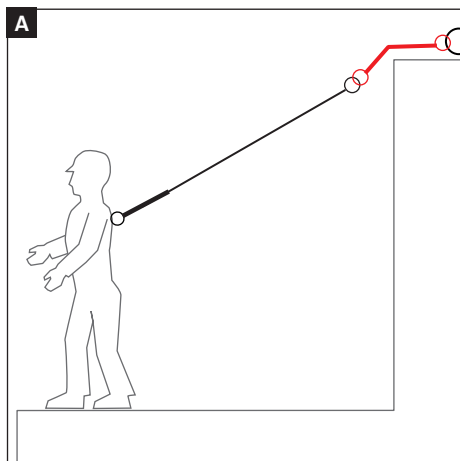
- Connector acc. to EN 362 functional.
- Snapper function is fully functional

SETP STRAP IN USE

APPLICATION TYPES SETP STRAP

In principle, there are three application types.

- A** For direct straight anchoring, extension or repositioning of an anchor point. The anchor point for the rope protection must be adequately strong (EN 795); min. 10.0 kN (for one person) in the rope-pull direction.
- B** The strap is wound around a structure and both ends are joined in a connector acc. to EN 362. This doubles the strength of the load that can be supported.
- C** Often it is used in an offset manner. If the wrapping radius is less than 10.0 cm, the load-bearing capacity is reduced in unfavourable circumstances by up to 50 %.



CAUTION: HIGH SAFETY RISK

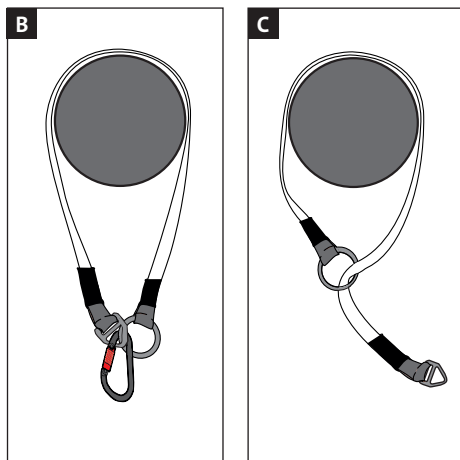
The strength is reduced considerably by:

- Sharp edge radii/rough surfaces
- Strut angle (framework joints)
- Offset attachment (cow hitch)



ATTENTION:

The total length including the end connection and lanyard may not exceed 2.0 m.



SETP SLING IN USE

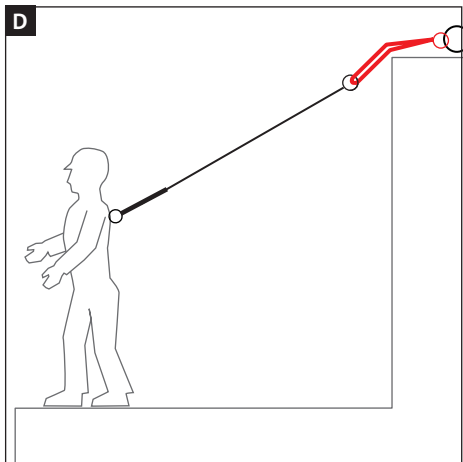
APPLICATION TYPES SETP SLING

Like the SETP sling, there are three application types

D For direct straight anchoring, extension or repositioning of an anchor point. The anchor point for the rope protection must be adequately strong (EN 795); min. 10.0 kN (for one person) in the rope-pull direction.

E The sling is wound around a structure and both ends are joined in a connector acc. to EN 362. This doubles the strength of the load that can be supported. A larger steel karabiner with a strength of > 40 kN should be used for holding both ends.

F Often it is used in an offset manner. If the wrapping radius is less than 5.0 cm, the load-bearing capacity is reduced in unfavourable circumstances by up to 50 %.



CAUTION: HIGH SAFETY RISK

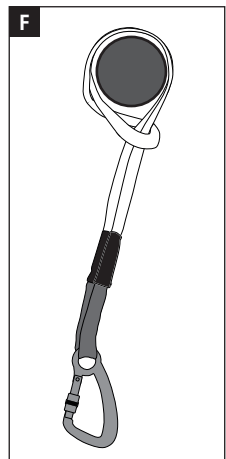
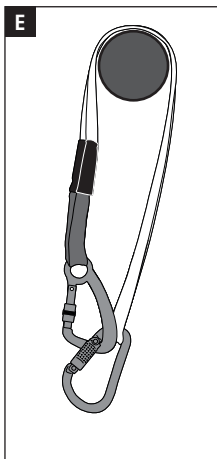
The strength is reduced considerably by:

- Sharp edge radii/rough surfaces
- Strut angle (framework joints)
- Offset attachment (cow hitch)



ATTENTION:

The total length including the end connection and lanyard may not exceed 2.0 m.



SAFETY INSTRUCTIONS

There is a risk to life if these safety instructions are not observed!

- The personal protective equipment (PPE) may no longer be used even in the case of very minor faults.
- Damaged, fall-stressed, dubious personal protective equipment or safety devices must be immediately withdrawn and not used. The equipment may only be inspected by an expert and/or a workshop authorised in writing by BORNACK. This must be documented in the test card.
- Independent modifications or repairs are not allowed.
- Rope protection is part of the personal fall prevention equipment and should be assigned to a specific person.
- The personal protective equipment may only be used by qualified staff that are familiar with the material. They must be proficient in handling the personal protective equipment and must have been briefed about the possible risks associated with its use.
- In accordance with the accident prevention guidelines (UVV), the users of personal protective equipment against falls (Category III) must attend a theoretical training course and a practical training course. Make use of the training competence of the BORNACK training centres: info@bornack.de
- Accessories from other manufacturers may only be used if approved by BORNACK and may not impair the function and safety of the protective equipment.
- Clothing and shoes must be suitable for the task at hand and the weather conditions.
- If this PPE is used as an arrester system (free fall is possible), only full body harnesses that comply with EN 361 may be used.
- The full body harness must be set to the wearer's body size (including clothing).
- Only use if fully fit and healthy.
- Health impairments can jeopardise the safety of the user when working at heights or depths.
- The anchor point for the rope protection must be adequately strong (EN 795); min. 12.0 kN (for one person) in the rope-pull direction. One additional 1 kN for each additional person.
- The attachment point for the rope protection must be adequately strong (EN 795) and positioned correctly. Select an anchor point overhead, if possible.
- Select an anchor point that is as high as possible.
- Calculation of the possible fall path if all necessary PPE components are used correctly: (if necessary braking path HSG) + surplus lanyard (situation-dependent) + braking path energy absorber (max. 1.75 m) + height of D-ring (1.5 m) + safety reserve 1.0 m.
- Before use, ensure adequate clearance below the user to prevent impact on a protruding object or the ground.
- Protect personal protective equipment during storing, use and transportation against the effects of heat (e.g. welding flames or sparks, burning cigarettes) and chemicals (e.g. acids, alkalis, oils, etc.) and mechanical effects (e.g. sharp edges).
- Before starting work, the responsible person must draw up a plan of rescue measures that defines how to rescue casualties quickly and safely and ensures first aid measures. Persons must be rescued within 10 to 30 minutes. BORNACK can help you draw up tailor-made rescue plans and includes these in the necessary training courses. info@bornack.de

SAFETY INSTRUCTIONS

- The local safety guidelines (e.g. in Germany, the DGUV Regulations 198 and 199 by the professional associations) and the accident prevention guidelines for the specific industry (UVV) must be observed.

OTHER

APPROVAL:

Complies with the Regulation (EU) 2016/425.

Type testing and production monitoring by:

TÜV SÜD Product Service GmbH
Ridlerstr. 65, D-80339 München
CE 0123

Quality management system certified to
DIN EN ISO 9001.

Production monitoring by notified office in
accordance with Category III.

REGULAR INSPECTIONS

- This PPE must be inspected by the manufacturer or by an expert at least once a year. The result must be documented in the test card at the end of this User Manual.

SALES

- The dealer must ensure that the User Manual is supplied in the language of the designated country. The respective translation must be authorised by BORNACK.

SERVICE

If you have any further questions about safe use of this PPE or other BORNACK services, such as:

- Risk analysis
- Rescue plans
- Training courses
- Expert inspections

If you have any questions, please contact our e-mail hotline: info@bornack.de

We will be happy to help!

MAINTENANCE

- If necessary, apply a small amount of oil on the joints so that the moving parts of the karabiner and other devices run smoothly.
- Maintenance may only be carried out by a qualified expert. All instructions in this User Manual must be strictly observed.
- Protective equipment that is well looked after will last longer!

OTHER

CLEANING

- Dry damp personal protective equipment in the air, not on artificial heat sources. Dry metal components with cloths.
- Clean soiled textile components (e.g. arrester harnesses and ropes) with lukewarm water and a little detergent for delicates. Then rinse carefully and allow to dry in the air. Other cleaning agents are not allowed!
- If you have any questions about disinfection, please contact our e-mail hotline: info@bornack.de
- If the personal protective equipment comes into contact with salt-water, keep it wet until it can be rinsed with plenty of distilled water.
- If necessary, use compressed air to blow on the unit.

LIFE SPAN

The following recommendation applies for the use of the SETP slings and straps:

Maximum usage period after being used for the first time: 8 years

In ideal storage conditions and annual inspections, the product may be stored for up to 3 more years before it is used for the first time without impacting on the stated maximum usage period. Every further year in storage reduces the final maximum allowed usage period by 1 year.

Metal parts are not subject to age-related life span deadlines. The expert makes a decision about these parts based on his technical expertise.

For reasons of safety, intensive use and/or extreme application conditions such as sharp edges, chemical influences, UV-radiation etc. will reduce the usage period. The company owner needs to take this into account in the workplace risk analysis.

The company owner must ensure compliance with the maximum usage period by documenting first-time use in the test card.

The test card at the end of this User Manual must be presented during the regular expert inspections and be completed by an expert.

For more details, please visit www.bornack.de.

REPAIRS

- For reasons of liability, repairs may only be carried out by the manufacturer.
- Only original spare parts from the manufacturer may be used.

STORAGE

- Dry wet PPE **before** storage.
- Store in a dry place away from direct sunlight.
- Do not store PPE near radiators. Permanent exposure to temperatures above +50 °C has a negative impact on the strength of the textile material and shortens the life span.
- Do not allow PPE to come into contact with aggressive substances (e.g. oils, grease, acids, chemicals etc.).
- Protected storage in the device case or device bag.

OTHER

TRANSPORT





- Protected transport in the device case or device bag.







OTHER

PRODUCT IDENTIFICATION

The following identification is on the product:




Anchor sling





Product name	→	SETP		←	Observe/ read the User Manual
Product category	→	Anschlagschlinge			
Product type	→		SETP01/ASCH, KH301TL+/GY/-		
Length	→		75 cm		
Item no.	→		1000690_C075		

Data matrix	→		CE 0123	←	CE symbol
Charge	→		18-1234567		
Serial no.	→		001		
Production date	→		12/2018		
Maximum number of users	→		1 EN 354:2010	←	EN norms
Breaking load	→		27 kN EN 795-B:2012		

OTHER

Anchor strap

Product name	→	SETP		←	Observe/ read the User Manual
Product category	→	Anschlagstruppe			
Product type	→	TYP	SETP01/ASTR,		
			DR,SLR/GY/-		
Length	→		100 cm		
Item no.	→		1000661_C100		

Data matrix	→		CE 0123	←	CE symbol
Charge	→	LOT	18-1234567		
Serial no.	→	SN	001		
Production date	→		12/2018		
Maximum number of users	→		1 EN 354:2010		
Breaking load	→		22 kN EN 795-B:2012	←	EN norms



TEST CARD

FOR ANNUAL MONITORING

The test list must be completed in full by the expert during the annual inspection.

This test list does not claim to cover all test criteria and does not relieve the expert from his decision about the overall condition.

Type product name: _____

Production date: _____

Serial no.: _____

Purchase date: _____

Date of first Use: _____

Maximum life span until: _____

	Date	Signature	Next inspection	Reason for inspection
Year 1				
Year 2				
Year 3				
Year 4				
Year 5				
Year 6				
Year 7				
Year 8				
Year 9				
Year 10				

EU DECLARATION OF CONFORMITY



EU Declaration of Conformity

The manufacturer or his authorised representative established within the EU

BORNACK GmbH & Co. KG
Bustadt 39
74360 Ilsfeld
Germany

hereby declares that the following personal protective equipment

Lanyard / Anchor device
SETP Anschlagschlinge

- is in conformity with the relevant harmonisation legislation according to Annex V (Module B) of the Regulation (EU) 2016/425 on personal protective equipment according to Article 19 (category III PPE) and is examined to **EN 354:2010** **EN 795:2012**

- is identical to the PPE that is the object of the **EU type-examination certificate**
No. P5A 040506 0297 Rev. 00

issued by

TÜV SÜD Product Service GmbH
Zertifizierstelle
Ridlerstraße 65
80339 München
Germany
CE 0123

- is subject to the assessment of conformity to type, based on internal production control plus supervised product checks according to Module C2 of the Regulation (EU) 2016/425 for personal protective equipment (category III PPE), monitored by the notified body

TÜV SÜD Product Service GmbH
Zertifizierstelle
Ridlerstraße 65
80339 München
Germany
CE 0123

20 March 2020

BORNACK GmbH & Co. KG



Ulrike Bornack
Managing Director

EU DECLARATION OF CONFORMITY



EU Declaration of Conformity

The manufacturer or his authorised representative established within the EU

BORNACK GmbH & Co. KG
Bustadt 39
74360 Ilsfeld
Germany

hereby declares that the following personal protective equipment

Lanyard / Anchor device
SETP Anschlagstruppe

- is in conformity with the relevant harmonisation legislation according to Annex V (Module B) of the Regulation (EU) 2016/425 on personal protective equipment according to Article 19 (category III PPE) and is examined to **EN 354:2010** **EN 795:2012**
- is identical to the PPE that is the object of the **EU type-examination certificate**
No. P5A 040506 0298 Rev. 00

issued by

TÜV SÜD Product Service GmbH
Zertifizierstelle
Ridlerstraße 65
80339 München
Germany
CE 0123

- is subject to the assessment of conformity to type, based on internal production control plus supervised product checks according to Module C2 of the Regulation (EU) 2016/425 for personal protective equipment (category III PPE), monitored by the notified body

TÜV SÜD Product Service GmbH
Zertifizierstelle
Ridlerstraße 65
80339 München
Germany
CE 0123

21 July 2021

BORNACK GmbH & Co. KG

A handwritten signature in blue ink, appearing to read 'Ulrike Bornack', written over a faint, light blue grid background.

Ulrike Bornack
Managing Director



FALLSTOP

Safety equipment for securing and rescuing at heights and depths

SAFEPOINT

Planning and assembly of stationary securing systems

BORNACK GmbH & Co. KG

Bustadt 39
74360 Ilsfeld
Germany

Tel + 49 (0) 70 62 / 26 90 0-0
Fax + 49 (0) 70 62 / 26 90 0-550
info@bornack.de
www.bornack.de

© BORNACK – Subject to technical changes
Reprinting or duplication, even of excerpts, is only permitted
with written consent
Status: 07/2021 GAL Art. No. 8000007_EN ebo

