

# FW/N FR

## User Manual

# FW/N FR

## Self-securing sling

Subject to technical changes

---

### BRIEF DESCRIPTION

---

#### INTENDED USE

The self-securing sling FW/N FR is part of personal protective equipment (PPE) of category III to prevent falls from heights. In combination with suitable harness systems acc. to EN 361, EN 12277, securing equipment and methods, it serves to protect persons from falls, and as a restraint.

Application temperature: -40 °C to +80 °C

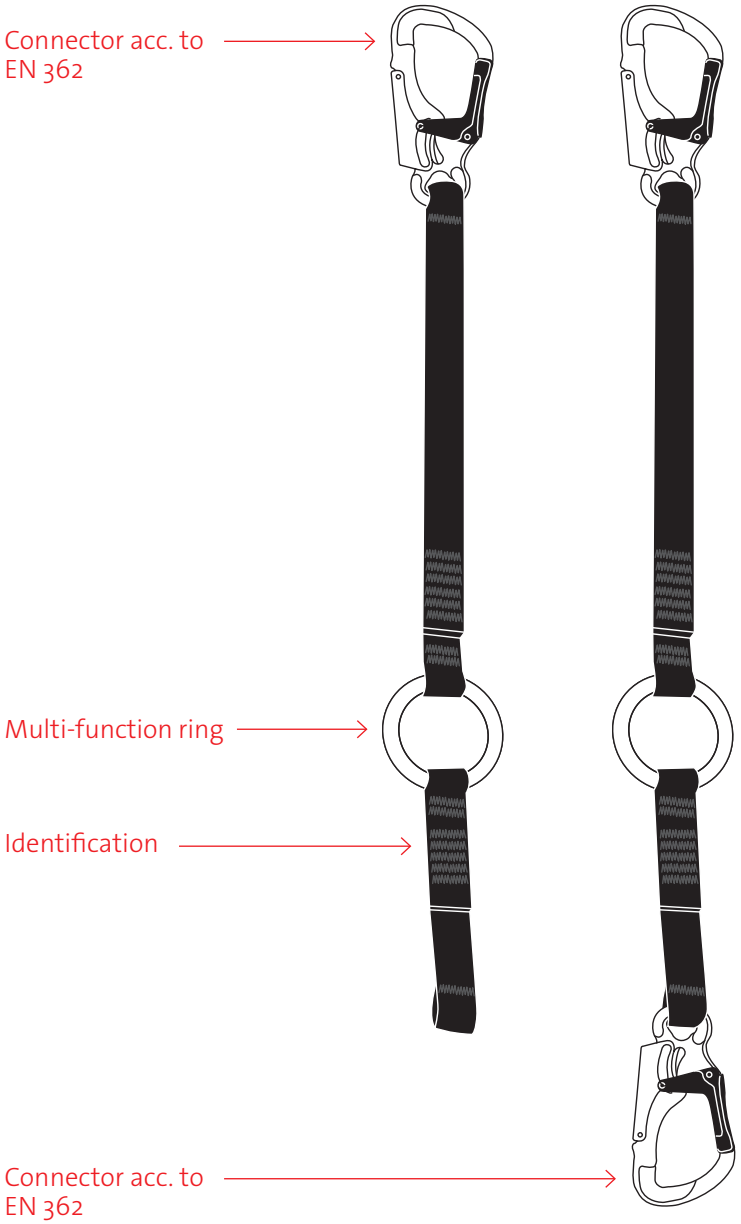
**All other uses are deemed improper. The company BORNACK will not be liable for any ensuing damages. The user bears the sole risk.**

#### EQUIPMENT

- Tape made of synthetic fibres
- Multi-function ring made of steel
- Connector acc. to EN 362 made of aluminium or steel
- optional: second connector according to EN 362 made of aluminium or steel on the other side

#### USE

- Restraint
- Positioning
- Retention



---

## INFORMATION BEFORE USE

---



**Always check every time before use!**

- The personal protective equipment (PPE) may no longer be used in the case of even very minor faults.
- Faulty PPE components may only be tested or repaired by BORNACK or in a workshop authorised in writing by BORNACK.
- Regular inspections are essential because the safety of the user depends on the efficiency and durability of the PPE.
- The user must have completely read and understood the User Manual before use.
- The self-securing sling FW/N FR is not suitable for arresting a fall. If there is a risk of a fall or free fall, suitable equipment should be used.
- When the self-securing sling FW/N FR is used by fire services, the FwDV 1 and the DGUV Information 205-010 'Fire Service Safety' must be observed.

### VISUAL INSPECTION

- All seams are undamaged. There are no visible signs of damage to the textile components nor can faults be felt with the hands.
- The multi-function ring and connector acc. to EN 362 show no obvious signs of damage and are not bent.

### FUNCTION TEST

- The fastener and lock of the connector acc. to EN 362 are functional.

---

## FW/N FR IN USE

---

### ATTENTION:



Always carry out a risk assessment before commencing work:

- Are there sharp edges/rough surfaces?
- Is there a risk of falling / free fall?

### PREPARATION

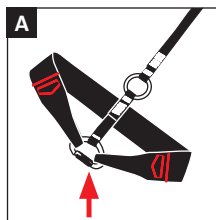
Observe the User Manual of the climbing harness.



The self-securing FW/N FR is usually used in so-called ‘Integrated Rescue Sling Systems’ (IRS systems) together with rescue slings that are directly integrated into the fire service jacket.

**A** The self-securing sling is connected to the rescue sling by means of a connector acc. to EN 362, e.g. RS XT.

Observe the User Manual of the IRS system.

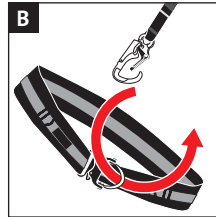


---

## FW/N FR IN USE

---

**B** When the variant FW/N FR that has two connectors is combined with an RS QLOCK rescue sling, one of the two connectors of the FW/N FR can be hooked directly into the D-Ring of the RS QLOCK.



Observe the User Manual of the IRS QLOCK system.



### APPLICATION

**C** Create anchor options by means of lanyards. Spar and rungs included. Hook the self-securing sling into the lanyard or attach with anchor karabiners and a multifunction ring.

**CAUTION: RISK TO LIFE!**

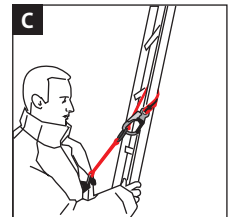



Anchor points must be adequately strong (observe EN 795 and/or DGUV Regulation 112-198)!

**CAUTION: RISK TO LIFE!**



When attaching the self-securing sling, always ensure that the attachment point lies well above the point at which the rope is attached! Avoid slack line! Free movement must be restricted to maximum 0.6 m!



---

## FW/N FR IN USE

---

### ATTENTION:



Ensure that the total length, including the end connections and connectors, does not exceed 2.0 m.

### ATTENTION:



Therefore, if wrapped around a part, the part needs to be checked to ensure that its surface is suitable for this application, e.g. it has no sharp edges.

### ATTENTION:



Protect the connector against shearing forces (bending).

If the FW/N FR is used within an IRS or IRS QLOCK system: observe the User Manual of the IRS or IRS QLOCK systems.



## **COMBINATION**

When combining this product with other parts, there is a risk of mutual impairment with respect to the function and safety. Compatibility must be assessed during the risk analysis. Only combine with personal protective equipment that bears a CE symbol. If you have any questions about compatibility or you require help with the risk analyses, feel free to contact BORNACK.

---

## SAFETY REGULATIONS

---

### **There is a risk to life if these safety instructions are not observed!**

- The personal protective equipment (PPE) may no longer be used even in the case of very minor faults.
- Damaged, fall-stressed, dubious personal protective equipment or safety devices must be immediately withdrawn and not used. The equipment may only be inspected by an expert in compliance with DGUV (German Social Accident Insurance) principle 312-906, by BORNACK or by a workshop authorised in writing by BORNACK. This must be documented in the test card.
- Independent modifications or repairs are not allowed.
- Rope protection is part of the personal fall prevention equipment and should be assigned to a specific person.
- The personal protective equipment may only be used by qualified staff that are familiar with the material. They must be proficient in handling the personal protective equipment and must have been briefed about the possible risks associated with its use.
- In accordance with the accident prevention guidelines (UVV), the users of personal protective equipment against falls (Category III) must attend a theoretical training course and a practical training course. Make use of the training competence of the BORNACK training centres:  
info@bornack.de
- Clothing and shoes must be suitable for the task at hand and the weather conditions.
- Only use if fully fit and healthy.
- Health impairments can jeopardise the safety of the user when working at heights or depths.
- If this PPE is used as an arrester system (free fall is possible), only full body harnesses that comply with EN 361 may be used.
- Calculation of the possible fall path if all necessary PPE components are used correctly: (if necessary braking path HSG) + surplus lanyard (situation-dependent) + braking path energy absorber (max. 1.75 m) + height of D-ring (1.5 m) + safety reserve 1.0 m.
- Before use, ensure adequate clearance below the user to prevent impact on a protruding object or the ground.



---

## SAFETY REGULATIONS

---

- Protect personal protective equipment during storing, use and transportation against the effects of heat (e.g. welding flames or sparks, burning cigarettes) and chemicals (e.g. acids, alkalis, oils) and mechanical impact (e.g. sharp edges).
- The combinability and protective effect of the PPE must be checked for each hazard situation (risk assessment).
- If a casualty hangs motionless in a full body harness for a longer time, blood cannot flow back from the legs and/or the flow may be interrupted. This can lead to a suspension trauma, a circulatory shock with serious to fatal consequences.
- Before starting work, the responsible person must draw up a plan of rescue measures that defines how to rescue casualties quickly and safely and ensures first aid measures. Casualties must be rescued within 20 minutes. BORNACK can help you draw up tailor-made rescue concepts and includes these in the necessary training courses.

- The local safety guidelines (e.g. in Germany, the DGUV Regulations 112-198 and 112-199 issued by the professional associations) and the accident prevention guidelines for the specific industry (UVV) must be observed.

E-mail hotline: [info@bornack.de](mailto:info@bornack.de)

---

## OTHER

---

### APPROVAL:

Complies with the Regulation (EU) 2016/425 for PPE.

Type testing and production monitoring by:

TÜV SÜD Product Service GmbH  
Ridlerstr. 65, D-80339 München  
CE 0123

Quality management system certified to ISO 9001:2015.

Production monitoring by notified office in accordance with Category III.

### REGULAR INSPECTIONS

- This personal protective equipment must be inspected at least once a year by an expert in compliance with DGUV Principle 312-906. The result must be documented in the test card at the end of this User Manual.

### SERVICE

If you have any further questions about this PPE or other BORNACK services, such as:

- Risk analyses
- Rescue concepts
- Training courses
- Expert inspections
- Technical inspections
- Maintenance + inspections

please contact our e-mail hotline:  
[info@bornack.de](mailto:info@bornack.de)

We will be happy to help!

### MAINTENANCE

- Apply a small amount of oil on the joints so that the moving parts of the connector acc. to EN 362 and other devices run smoothly. If possible, use precision mechanics oil. Ensure that the oil does not come into contact with textile PPE components.
- Maintenance may only be carried out by a qualified expert in compliance with DGUV Principle 312-906. All instructions in this User Manual must be strictly observed.
- Protective equipment that is clean and well looked after will last longer!

---

## OTHER

---

### CLEANING

- Dry damp personal protective equipment in the air, not on artificial heat sources. Dry metal components with cloths.
- Clean soiled textile components (e.g. arrester harnesses and ropes) with lukewarm water and a little detergent for delicates. Then rinse carefully and allow to dry in the air. Other cleaning agents are not allowed!
- If disinfection is necessary, please contact the e-mail hotline: [info@bornack.de](mailto:info@bornack.de)
- If the personal protective equipment comes into contact with salt-water, keep it wet until it can be rinsed with plenty of distilled water.
- Use compressed air to blow on the unit if necessary.

### LIFE SPAN

The following recommendation applies for the use of the FW/N FR:

**Maximum usage period after being used for the first time:** 10 years

In ideal storage conditions and annual inspections, the product may be stored for up to 3 more years before it is used for the first time without impacting on the stated maximum usage period. Every further year in storage reduces the final maximum allowed usage period by 1 year.

Metal parts are not subject to age-related life span deadlines. The expert makes a decision based on his technical expertise and the latest version of the standard.

For reasons of safety, intensive use and/or extreme application conditions such as sharp edges, chemical influences, UV radiation etc. will reduce the usage period. The company owner needs to take this into account in the workplace risk analysis.

---

## OTHER

---

The company owner must ensure compliance with the maximum usage period by documenting first-time use in the test card.

The test card at the end of this User Manual must be presented during the regular expert inspections and be completed by an expert.

For more details, please visit [www.bornack.de](http://www.bornack.de).

### REPAIRS

- For reasons of liability, repairs may only be carried out by BORNACK or in a workshop authorised in writing by BORNACK.
- Only original spare parts from the manufacturer may be used.

### STORAGE

- Dry wet PSA **before** storage.
- Store in a dry place away from direct sunlight.
- Do not store PPE near radiators. Permanent exposure to temperatures below 0 °C or above +50 °C has a negative impact on the strength of the textile material and shortens the life span.
- Do not allow PPE to come into contact with aggressive substances (e.g. oils, grease, acids, chemicals). Precision mechanics oils may be applied to moving metallic parts during maintenance. Always ensure that textile PPE components do not come into contact with the oil.
- Do not store personal protective equipment close to aggressive substances (see above) because even the vapours of aggressive substances can have a negative effect on the strength of the PPE.
- Protected storage in the device case or device bag.













### TRANSPORT

- Protected transport in the device case or device bag.

**OTHER**

**PRODUCT IDENTIFICATION**

The following identification is on the product:

|                           |   |   |   |
|---------------------------|---|---|---|
| Product name →            | <b>FW/N FR</b>  |                | ← Logo  |
| Product category →        | Selbstsicherungsschlinge  |   |   |
| Product type →            |    | FWNFR01/KAD,SLR/BK/-  |   |
| Length →                  |    | 78 cm   |   |
| Item number →             |    | 1003081   |   |
| Charge →                  |    | 20-1234567  |   |
| Serial number →           |    | 001   |  ← Read the User Manual. |
| Production date →         |   | 01/2020   |  ← Data matrix          |
| Maximum number of users → |  | 1   |  22 kN ← Breaking load |
| EN norms →                | EN 566:2017<br>EN 795-B:2012  |  <b>0123</b> | ← CE symbol and number of the test office   |
| Contact →                 | BORNACK GmbH & Co. KG<br>Bustadt 39, 74360 Ilsfeld/Germany<br>www.bornack.de        |   | ← Manufacturer address  |

# TEST CARD

## FOR ANNUAL MONITORING

The test list must be completed in full by the expert during the annual inspection.

This test list does not claim to cover all test criteria and does not relieve the expert from his decision about the overall condition.

Type product name: \_\_\_\_\_

Production date: \_\_\_\_\_

Charge: \_\_\_\_\_ Serial no.: \_\_\_\_\_

Purchase date: \_\_\_\_\_

Date of first Use: \_\_\_\_\_

Maximum life span until: \_\_\_\_\_

|         | Date | Signature | Next inspection | Reason for inspection |
|---------|------|-----------|-----------------|-----------------------|
| Year 1  |      |           |                 |                       |
| Year 2  |      |           |                 |                       |
| Year 3  |      |           |                 |                       |
| Year 4  |      |           |                 |                       |
| Year 5  |      |           |                 |                       |
| Year 6  |      |           |                 |                       |
| Year 7  |      |           |                 |                       |
| Year 8  |      |           |                 |                       |
| Year 9  |      |           |                 |                       |
| Year 10 |      |           |                 |                       |

# TEST CARD

## FOR ANNUAL MONITORING

Please complete:  ×  √

| Year   | 1st | 2nd | 3rd | 4th | 5th | 6th | 7th | 8th | 9th | 10th |
|--|-----|-----|-----|-----|-----|-----|-----|-----|-----|------|
| Strap undamaged?                                   |     |     |     |     |     |     |     |     |     |      |
| No chemical soiling?                               |     |     |     |     |     |     |     |     |     |      |
| Seams undamaged?                                   |     |     |     |     |     |     |     |     |     |      |
| No deformation of metal parts?                     |     |     |     |     |     |     |     |     |     |      |
| Connector acc. to EN 362 undamaged and functional? |     |     |     |     |     |     |     |     |     |      |
| Condition of the springs/rivets/axles OK?          |     |     |     |     |     |     |     |     |     |      |
| Multi-function ring undamaged?                     |     |     |     |     |     |     |     |     |     |      |
| No corrosion damage?                               |     |     |     |     |     |     |     |     |     |      |
| No mechanical damage?                              |     |     |     |     |     |     |     |     |     |      |

Continued on the next page





## EU DECLARATION OF CONFORMITY



### EU Declaration of Conformity

The manufacturer or his authorised representative established within the EU

BORNACK GmbH & Co. KG  
Bustadt 39  
74360 Ilsfeld  
Germany

hereby declares that the following personal protective equipment

Self-securing sling / Anchor device  
FW/N FR

- is in conformity with the relevant harmonisation legislation according to Annex V (Module B) of the Regulation (EU) 2016/425 on personal protective equipment according to Article 19 (category III PPE) and is examined to EN 566:2017 EN 795:2012
- is identical to the PPE that is the object of the EU type-examination certificate No. P5A 040506 0288 Rev. 00

issued by

TÜV SÜD Product Service GmbH  
Zertifizierstelle  
Ridlerstraße 65  
80339 München  
Germany  
CE 0123

- is subject to the assessment of conformity to type, based on internal production control plus supervised product checks according to Module C2 of the Regulation (EU) 2016/425 for personal protective equipment (category III PPE), monitored by the notified body

TÜV SÜD Product Service GmbH  
Zertifizierstelle  
Ridlerstraße 65  
80339 München  
Germany  
CE 0123

20 March 2020

BORNACK GmbH & Co. KG

A handwritten signature in black ink, appearing to read 'Ulrike Bornack'.

Ulrike Bornack  
Managing Director







### **FALLSTOP**

Safety equipment for securing and rescuing at heights and depths

### **SAFEPOINT**

Planning and assembly of stationary securing systems

**BORNACK GmbH & Co. KG**

Bustadt 39  
74360 Ilsfeld  
Germany

Tel + 49 (0) 70 62 / 26 90 0-0  
Fax + 49 (0) 70 62 / 26 90 0-550  
info@bornack.de  
www.bornack.de

© BORNACK – Subject to technical changes  
Reprinting or duplication, even of excerpts, is only permitted  
with written consent  
Status: 07/2021 GAL Art. No. 8000140\_EN jba/anh

