

CONNECTA

User Manual

CONNECTA

tape sling, cowtail, express sling

Subject to technical changes

BRIEF DESCRIPTION

INTENDED USE

The CONNECTA slings are part of the personal protective equipment (PPE) of Category III to protect against falls from a height. The CONNECTA slings in combination with a suitable connector or karabiner with a lock (EN 362, EN 12275) serve to create a safe connection between two points of the safety chain, e.g. to anchor a safety line to a permanent structure (e.g. double-T support). CONNECTA slings serve to secure persons and may not be used as anchors or lifting equipment for loads.

If the lanyard is used as part of a fall arresting system, ensure adequate shock absorption to limit the forces exerted during a fall to max. 6 kN.

The maximum tensile strength of the slings is determined based on the normative requirements in a static tensile test between two bolts with a defined diameter and smooth surface. Here, the static performance is only tested in an ideal situation and does not take into account all strength-impairing influences that prevail in practice. The user should be aware that the strength may be reduced if used e.g. in an offset position, or if wrapped around profiles with low edge radii.

Breaking load when pulled straight:

- 24 kN (tape sling and cowtail)
- 22 kN (express sling)

Application temperature: - 30 °C to + 60 °C

All other uses are deemed improper. The company BORNACK will not be liable for any ensuing damages. The user bears the sole risk.

EQUIPMENT

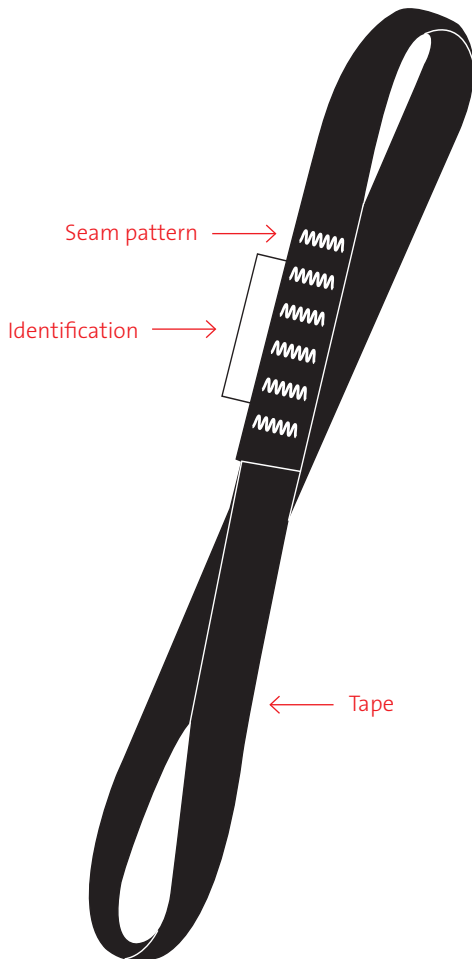
- Polyamide hose tape fabric
- Polyester yarn
- Express sling: optionally with connectors according to EN 362 made of aluminium or steel/heavy-duty ring made of steel

BRIEF DESCRIPTION

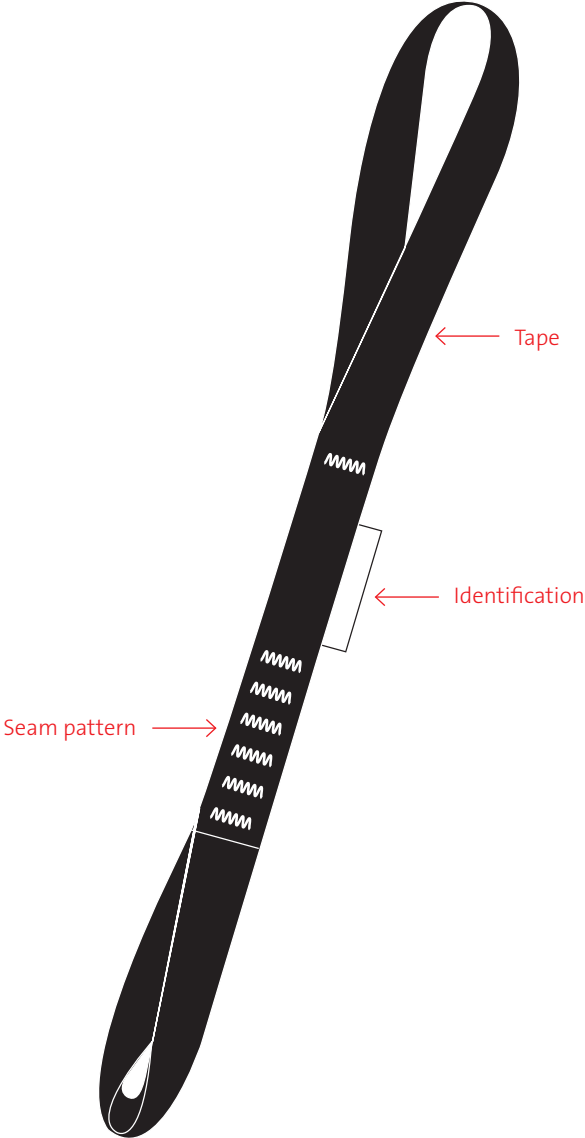
USE

- Occupational safety
- Rescue
- Intervention

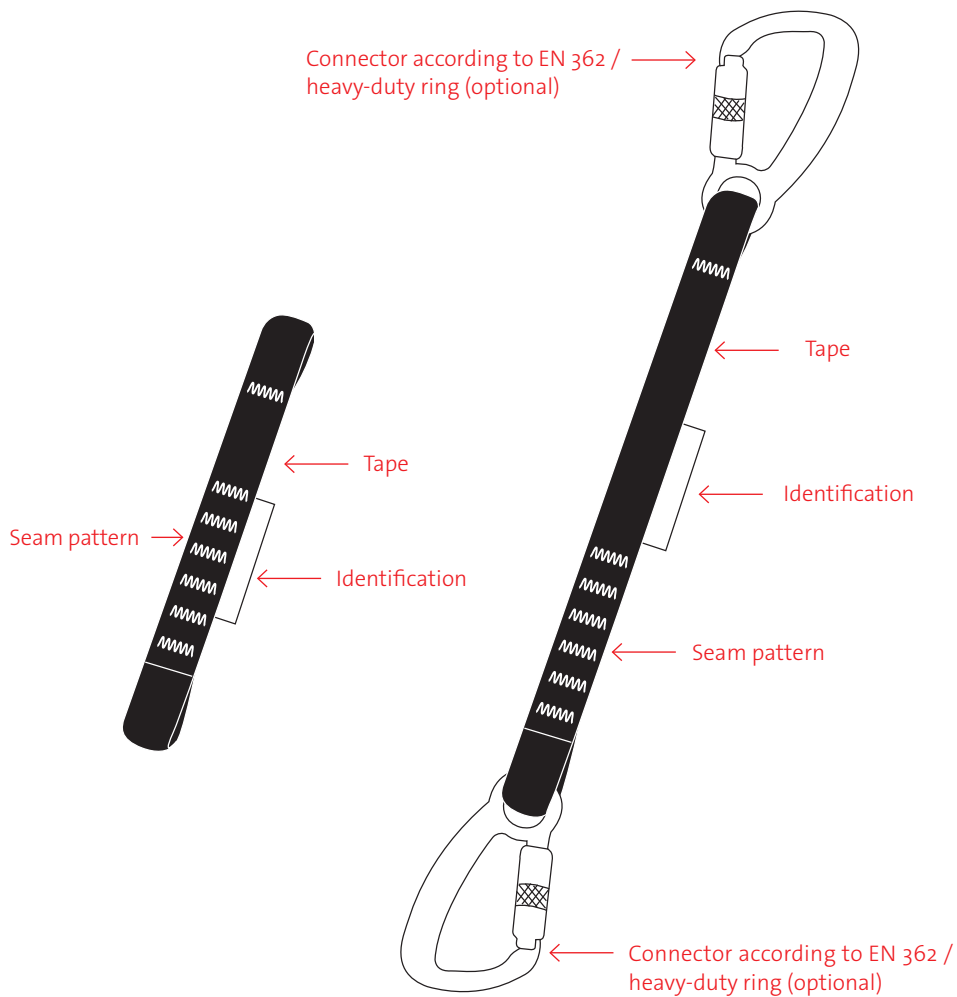
CONNECTA TAPE SLING



CONNECTA COWTAIL



CONNECTA EXPRESS SLING



INFORMATION BEFORE USE



**Always check every time
before use!**

- The user must have completely read and understood the User Manual before use.
- The personal protective equipment (PPE) may no longer be used in the case of even very minor faults. Faulty PPE components may only be tested or repaired in a workshop authorised by BORNACK.

VISUAL INSPECTION

- Check that the straps are in a flawless condition.
- Check that all seams and strap edges are in a flawless condition.
- Check for damage that can be seen or felt.

CONNECTA IN USE

PREPARATION

ATTENTION:

Always carry out a risk assessment before commencing work:

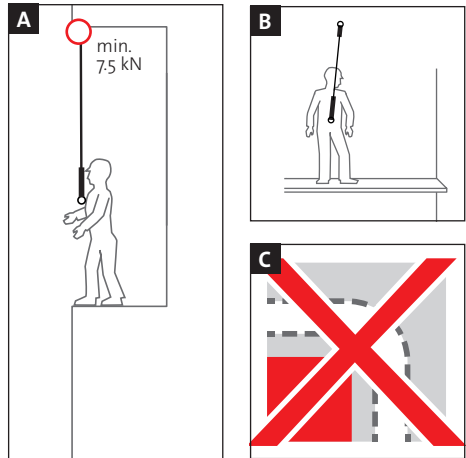
- Are there sharp edges/rough surfaces?
- Is there a risk of falling / free fall?



A The anchor point for the rope protection must be adequately strong (EN 795); min. 10.0 kN (for one person) in the rope-pull direction. One additional 1 kN for each additional person.

B The anchor point must always be 'overhead'. The lanyard slack must be max. 25 % of the length (fall factor < 0.5). Otherwise, only use a cowtail with an energy absorber (BFD) acc. to EN 355.

C The building structure (anchor point) must be free of sharp edges or burr.



ATTENTION:

In combination with fall arresters, ensure that the efficiency of the overall system is maintained.



CAUTION: RISK TO LIFE!

If this PPE is used as an arrester system (free fall is possible), only full body harnesses that comply with EN 361 or EN 12277 may be used.

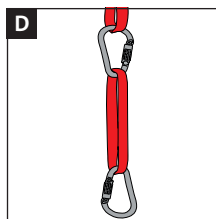


CONNECTA IN USE

APPLICATION

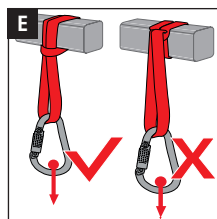
D Direct anchoring, extension or repositioning

Place the tape sling around a structure. Place both ends into a karabiner.



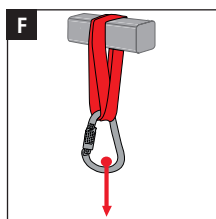
E Cropped application

Place the tape sling around a structure. Pull one end of the sling through the loop of the other end (cow hitch).



F Wrap tape around structure

Once or several times



G Split application

Only with two slings.

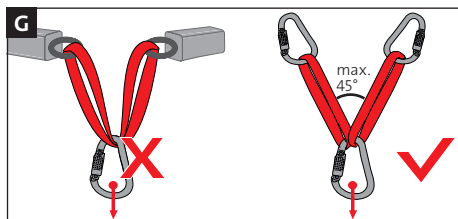
ATTENTION:

If wound around less than 10.0 cm, a reduction in the load-bearing force can be expected.



COMBINATION

- If this product is combined with other components, there is a risk that they mutually impact on operating safety which is why they should only be used and combined in combination with CE-identified and compatible parts of fall protection equipment (p.p.e. against fall from height) and rescue equipment.
- In combination with a fall arrester, the total length including the end connection and lanyard may not exceed 2.0 m.



SAFETY REGULATIONS

There is a risk to life if these safety instructions are not observed!

- Damaged, fall-stressed, dubious personal protective equipment or safety devices must be immediately withdrawn and not used. The equipment may only be inspected by an expert and/or a workshop authorised in writing by BORNACK. This must be documented in the test card.
- Rope protection is part of the personal fall prevention equipment and should be assigned to a specific person.
- Independent modifications or repairs are not allowed.
- The personal protective equipment may only be used by qualified staff that are familiar with the material. They must be proficient in handling the personal protective equipment and must have been briefed about the possible risks associated with its use.
- Accessories from other manufacturers may only be used if approved by BORNACK and may not impair the function and safety of the protective equipment.
- Clothing and shoes must be suitable for the task at hand and the weather conditions.
- If this PPE is used as an arrester system (free fall is possible), only full body harnesses that comply with EN 361 may be used.
- Only use if fully fit and healthy. Health impairments can jeopardise the safety of the user when working at heights or depths.
- Before use, ensure adequate clearance below the user to prevent impact on a protruding object or the ground.
- Calculation of the possible fall path if all necessary PPE components are used correctly: (if necessary braking path HSG) + surplus lanyard (situation-dependent) + braking path energy absorber (max. 1.75 m) + height of D-ring (1.5 m) + safety reserve 1.0 m.
- Protect personal protective equipment during storing, use and transportation against the effects of heat (e.g. welding flames or sparks, burning cigarettes) and chemicals (e.g. acids, alkalis, oils, etc.) and mechanical effects (e.g. sharp edges).
- Before starting work, the responsible person must draw up a plan of rescue measures that defines how to rescue casualties quickly and safely and ensures first aid measures. Persons must be rescued within 10 to 30 minutes. BORNACK can help you draw up tailor-made rescue plans and includes these in the necessary training courses. info@bornack.de
- The local safety guidelines (e.g. in Germany, the DGUV Regulations 198 and 199 by the professional associations) and the accident prevention guidelines for the specific industry (UVV) must be observed.

OTHER

APPROVAL:

Complies with the Regulation (EU) 2016/425 for PPE.

Type testing and production monitoring by:

TÜV SÜD Product Service GmbH
Ridlerstr. 65, D-80339 München
CE 0123

Quality management system certified to DIN EN ISO 9001.

Production monitoring by notified office in accordance with Category III.

REGULAR INSPECTIONS

- This PPE must be inspected by the manufacturer or by an expert at least once a year. The result must be documented in the test card at the end of this User Manual.

SALES

- The dealer must ensure that the User Manual is supplied in the language of the designated country. The respective translation must be authorised by BORNACK.

SERVICE

If you have any further questions about safe use of this PPE or other BORNACK services, such as:

- Risk analysis
- Rescue plans
- Training courses
- Expert inspections

If you have any questions, please contact our e-mail hotline: info@bornack.de

We will be happy to help!

MAINTENANCE

- Maintenance may only be carried out by a qualified expert. All instructions in this User Manual must be strictly observed.
- Protective equipment that is well looked after will last longer!

OTHER

CLEANING

- Dry damp personal protective equipment in the air, not on artificial heat sources. Dry metal components with cloths.
- Clean soiled textile components (e.g. arrester harnesses and ropes) with lukewarm water and a little detergent for delicates. Then rinse carefully and allow to dry in the air. Other cleaning agents are not allowed!
- If you have any questions about disinfection, please contact our e-mail hotline: info@bornack.de
- If the personal protective equipment comes into contact with salt-water, keep it wet until it can be rinsed with plenty of distilled water.
- If necessary, use compressed air to blow on the unit.

LIFE SPAN

The following recommendation applies for the use of the CONNECTA:

Maximum usage period after being used for the first time: 8 years

In ideal storage conditions and annual inspections, the product may be stored for up to 3 more years before it is used for the first time without impacting on the stated maximum usage period. Every further year in storage reduces the final maximum allowed usage period by 1 year.

For reasons of safety, intensive use and/or extreme application conditions such as sharp edges, chemical influences, UV-radiation etc. will reduce the usage period. The company owner needs to take this into account in the workplace risk analysis.

The company owner must ensure compliance with the maximum usage period by documenting first-time use in the test card.

The test card at the end of this User Manual must be presented during the regular expert inspections and be completed by an expert.

For more details, please visit www.bornack.de.

REPAIRS

- For reasons of liability, repairs may only be carried out by the manufacturer.
- Only original spare parts from the manufacturer may be used.

STORAGE

- Dry wet PPE **before** storage.
- Store in a dry place away from direct sunlight.
- Allowed storage temperature: + 10 °C to + 30 °C
- Do not store PPE near radiators.
- Do not allow PPE to come into contact with aggressive substances (e.g. oils, grease, acids, chemicals etc.).
- Protected storage in the device case or device bag.

OTHER









TRANSPORT

- Protected transport, e.g. in the device case or device bag.

OTHER

PRODUCT IDENTIFICATION

The following identification is on the product:

Product name →	CONNECTA		← Logo
Product category →	Bandschlinge		
Product type →		CONN01/BS/BK/-	
Length →		50 cm	← Observe/ read the User Manual
Article no. →		1000071_C050	
Charge →		18-1234567	
Serial no. →		001	← Data matrix
Production date →		12/2018	
EN norms →	EN 354:2010 EN 566:2017	 24 kN CE 0123	← Breaking load (stated value on the label depends on the product type, see page 2)
Manufacturer address →	BORNACK GmbH & Co. KG Bustadt 39, 74360 Ilsfeld/Germany www.bornack.de		

↑
CE symbol and number of the test office

EU DECLARATION OF CONFORMITY



EU Declaration of Conformity

The manufacturer or his authorised representative established within the EU

BORNACK GmbH & Co. KG
Bustadt 39
74360 Ilsfeld
Germany

hereby declares that the following personal protective equipment

Lanyard
CONNECTA

- is in conformity with the relevant harmonisation legislation according to Annex V (Module B) of the Regulation (EU) 2016/425 on personal protective equipment according to Article 19 (category III PPE) and is examined to **EN 354:2010** **EN 566:2017**
- is identical to the PPE that is the object of the **EU type-examination certificate** **No. P5A 040506 0283 Rev. 00**

issued by

TÜV SÜD Product Service GmbH
Zertifizierstelle
Ridlerstraße 65
80339 München
Germany
CE 0123

- is subject to the assessment of conformity to type, based on internal production control plus supervised product checks according to Module C2 of the Regulation (EU) 2016/425 for personal protective equipment (category III PPE), monitored by the notified body

TÜV SÜD Product Service GmbH
Zertifizierstelle
Ridlerstraße 65
80339 München
Germany
CE 0123

20 March 2020

BORNACK GmbH & Co. KG

A handwritten signature in black ink, appearing to read "U. Bornack".

Ulrike Bornack
Managing Director



TEST CARD

FOR ANNUAL MONITORING

The test list must be completed in full by the expert during the annual inspection.

This test list does not claim to cover all test criteria and does not relieve the expert from his decision about the overall condition.

Type product name: _____

Production date: _____

Charge: _____ Serial no.: _____

Purchase date: _____

Date of first Use: _____

Maximum life span until: _____

	Date	Signature	Next inspection	Reason for inspection
Year 1				
Year 2				
Year 3				
Year 4				
Year 5				
Year 6				
Year 7				
Year 8				



FALLSTOP

Safety equipment for securing and rescuing at heights and depths

SAFEPOINT

Planning and assembly of stationary securing systems

BORNACK GmbH & Co. KG

Bustadt 39
74360 Ilsfeld
Germany

Tel + 49 (0) 70 62 / 26 90 0-0
Fax + 49 (0) 70 62 / 26 90 0-550
info@bornack.de
www.bornack.de

© BORNACK – Subject to technical changes
Reprinting or duplication, even of excerpts, is only permitted
with written consent
Status: 07/2020 GAL Art.-No. 8000143_EN ebo

