



BFD03

User Manual

BFD03

Tape energy absorber

Subject to technical changes

BRIEF DESCRIPTION

INTENDED USE

The tape energy absorber BFD03 is part of personal protective equipment (PPE) of category III to prevent falls from heights. The tape energy absorber is attached to an adequately strong attachment point, a full body harness according to EN 361 and other parts of the arrester system. It only serves to reduce the fall impact e.g. when securing/arresting a person on ladders, climbing with a guided type fall arrester, scaffolds and roofs.

This equipment may only be used by persons familiar with personal fall prevention equipment and the risks associated with working in areas where there is a risk of falling.

In combination with PPE according to EN 354 ensure that the entire length of the connection between persons and the attachment point does not exceed 2.0 m (including the energy absorber, lanyard and connecting elements).

- Maximum number of users: 1 person
- Maximum user weight including clothing and equipment: 100 kg
- Minimum user weight including clothing and equipment: 50 kg
- Application temperature: -30 °C to +60 °C

All other uses are deemed improper. The company BORNACK will not be liable for any ensuing damages. The user bears the sole risk.

FUNCTION

After a fall, the energy tape absorber regulates the intensity of the fall impact and absorbs this to maximum 6 kN.

BRIEF DESCRIPTION

EQUIPMENT

- Tape energy absorber according to EN 355 made of polyester and polyamide
- optional: connector according to EN 362 or CSA Z259.12 made of aluminium or steel

ACCESSORIES

- Lanyard according to EN 354, e.g. CONNECTA Cowtail

USE

- Arresting
- Reduction of the fall impact after a fall

BFD03

Red loop, optional with connector according to EN 362 or CSA Z259.12 to attach the connector

Red loop to attach the connector according to EN 362 or CSA Z259.12



Connector according to EN 362 or CSA Z259.12 (optional)


Bag

Connector according to EN 362 or CSA Z259.12 (optional)


BFD03 REVERSE/IDENTIFICATION

Identification

Zip



BFD03 TAPE COURSE INSIDE THE BAG



INFORMATION BEFORE USE



Always check every time before use!

- The personal protective equipment (PPE) may no longer be used even in the case of very minor faults, or if there is any doubt about safe use.
- Faulty PPE components may only be tested or repaired by BORNACK or in a workshop authorised in writing by BORNACK.
- Regular inspections are essential because the safety of the user depends on the efficiency and durability of the PPE.
- The user must have completely read and understood the User Manual before use.

VISUAL INSPECTION

- Tape energy absorber complete and flawless.
- Safety seams of the tape energy absorber are undamaged.
- Connectors (optional) without damage.
- Product identification legible.
- The last inspection by an expert was carried out within the past 12 months.

ATTENTION:



The tape energy absorber must be immediately withdrawn from use after a fall load. An expert decides about the re-release according to DGUV Principle 312-906 after an in-depth inspection based on their technical expertise. Only use with the written approval of the expert.

FUNCTION TEST

- Fasteners of the connectors (optional) and their locks are functional.

BFD03 IN USE


PREPARATION

A Attach the lanyard (EN 354) to one of the two designated red loops (see page 4 top) or to a connector sewn there (optional) on the energy absorber.




ATTENTION:

In combination with PPE according to EN 354 ensure that the entire length of the connection between persons and the attachment point does not exceed 2.0 m (including the energy absorber, lanyard and connecting elements).

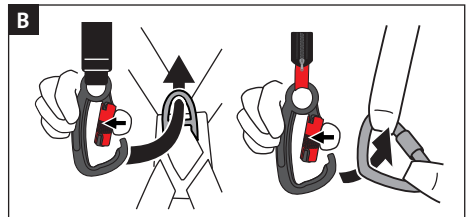



BFD03 IN USE

ATTACHMENT TO THE FULL BODY HARNESS

Observe the User Manual of the full body harness acc. to EN 361. 

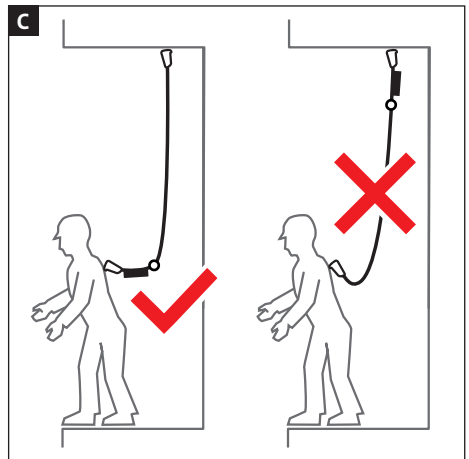
B Using a connector (optional part of the BFD03), hook the energy absorber on the opposite side of the lanyard into a D-ring marked with A on the full body harness.



Observe the User Manual of the connector. 

ATTENTION: 
Ensure that this connector is attached to the designated red loop (see page 4 top) of the BFD03.

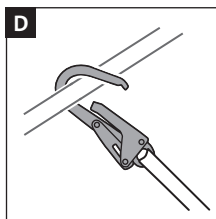
C When using the energy absorber with a lanyard, according to EN 354, the energy absorber always needs to be attached to the full body harness and not to the attachment point. Otherwise, the energy absorbing function of the energy absorber could be compromised.



BFD03 IN USE

ATTACHMENT TO THE ANCHOR POINT

D Attach the lanyard to the anchor point.

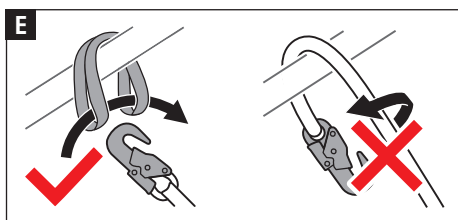


CAUTION: RISK TO LIFE!



Anchor points must be adequately strong (observe 12 kN according to EN 795 and/or DGUV Regulation 112-198)!

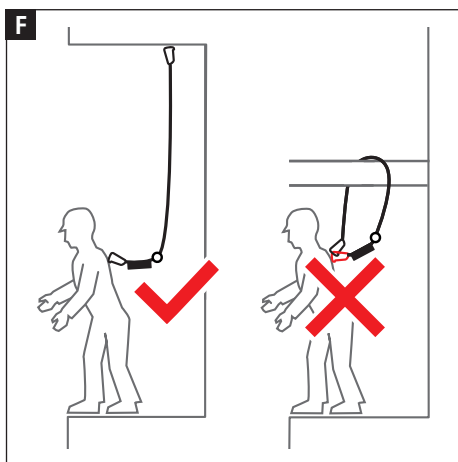
E Protect the connector against shearing forces (bending). If necessary, create an attachment point with a tape sling (e.g. PROTEC S).



Observe the User Manual of the connector.

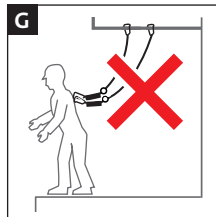


F Only use energy absorber so that it can assume the fall absorbing function in case of a fall.

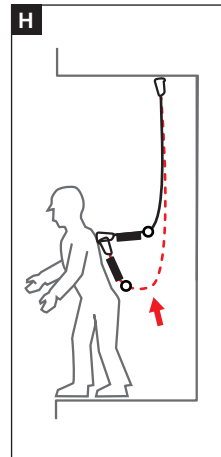


BFD03 IN USE

G Tape energy absorbers may not be used in parallel.



H Avoid slack rope. Slack rope extends the fall path.

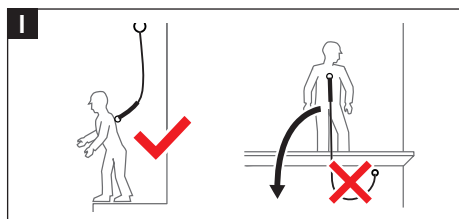


I If possible, select an attachment point vertically above the work point.

CAUTION: RISK TO LIFE!



When selecting the attachment point, always minimise the fall height and/or the free fall!



BFD03 IN USE

J Ensure adequate space below the edge.

CAUTION: RISK TO LIFE!



The excess lanyard is the difference between the lanyard length a (incl. energy absorber end connections and connectors) and the distance between the anchor point and fall edge b and needs to be calculated into the required space!

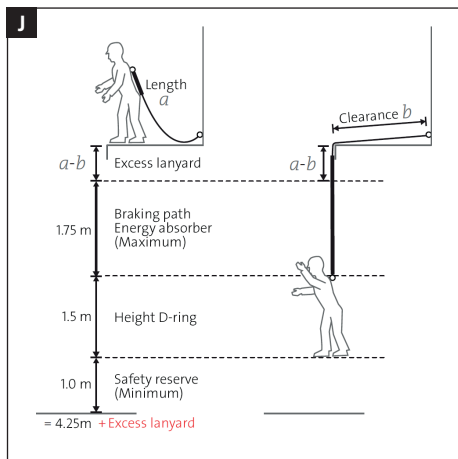
Example calculation:

When attaching a 2.0 m long lanyard ($a = 2.0$ m) directly on the fall edge ($b = 0$ m) there is 6.25 m required space.

ATTENTION:



It is not allowed to use the BFD03 horizontally over an edge as separate PPE. For information about combinations, see the following page.



BFD03 IN USE

COMBINATION

When combining this product with other parts, there is a risk of mutual impairment with respect to the function and safety. Compatibility must be assessed during the risk analysis. Only combine with personal protective equipment that bears a CE symbol. If you have any questions about compatibility or you require help with the risk analyses, feel free to contact BORNACK.

ATTENTION:

In combination with PPE according to EN 354 ensure that the entire length of the connection between persons and the attachment point does not exceed 2.0 m (including the energy absorber, lanyard and connecting elements).



The horizontal use of the BFD03 over an edge is not allowed as an independent PPE, but only in combination with a lanyard acc. to EN 354. The horizontal use of a combination of the BFD03 and a lanyard over an edge is only allowed, if the lanyard has been tested and approved for use with the BFD03 as a unit for horizontal use over an edge according to CNB/P/11.074.

Always observe the separate User Manual of the combined product.



SAFETY REGULATIONS

There is a risk to life if these safety instructions are not observed!

- The personal protective equipment (PPE) may no longer be used even in the case of very minor faults.
- Damaged, fall-stressed or dubious personal protective equipment or safety devices must be immediately withdrawn and not used. The equipment may only be inspected by an expert in compliance with DGUV (German Social Accident Insurance) principle 312-906, by BORNACK or by a workshop authorised in writing by BORNACK. This must be documented in the test card.
- Independent modifications or repairs are not allowed.
- Rope protection is part of the personal fall prevention equipment and should be assigned to a specific person.
- The personal protective equipment may only be used by qualified staff that are familiar with the material. They must be proficient in handling the personal protective equipment and must have been briefed about the possible risks associated with its use.
- In accordance with the accident prevention guidelines (UVV), the users of personal protective equipment against falls (Category III) must attend a theoretical training course and a practical training course. Make use of the training competence of the BORNACK training centres: info@bornack.de
- Clothing and shoes must be suitable for the task at hand and the weather conditions.
- Only use if fully fit and healthy.
- Health impairments can jeopardise the safety of the user when working at heights or depths.
- If this PPE is used as an arrester system (free fall is possible), only full body harnesses that comply with EN 361 may be used.
- Calculation of the possible fall path if all necessary PPE components are used correctly: (if necessary braking path HSG) + surplus lanyard (situation-dependent) + braking path energy absorber (max. 1.75 m) + height of D-ring (1.5 m) + safety reserve 1.0 m.
- Before use, ensure adequate clearance below the user to prevent impact on a protruding object or the ground.
- Protect personal protective equipment during storing, use and transportation against the effects of heat (e.g. welding flames or sparks, burning cigarettes) and chemicals (e.g. acids, alkalis, oils) and mechanical impact (e.g. sharp edges).

SAFETY REGULATIONS

- Textile components and plastic parts may not be labelled because markers can contain solvents that have a negative effect on the strength of the PPE.
- The combinability and protective effect of the PPE must be checked for each hazard situation (risk assessment).
- If a casualty hangs motionless in a full body harness for a longer time, blood cannot flow back from the legs and/or the flow may be interrupted. This can lead to a suspension trauma, a circulatory shock with serious to fatal consequences.
- Before starting work, the responsible person must draw up a plan of rescue measures that defines how to rescue casualties quickly and safely and ensures first aid measures. Casualties must be rescued within 20 minutes. BORNACK can help you draw up tailor-made rescue concepts and includes these in the necessary training courses.

E-mail hotline: info@bornack.de

OTHER

APPROVAL:

Complies with the Regulation (EU) 2016/425 for PPE.

EU type testing (module B) by:

General Accident Insurance Fund Technical Safety Testing Body
Adalbert-Stifter-Str. 65, A-1200 Wien
CE 0511

Production monitoring (module C2) by:

TÜV SÜD Product Service GmbH
Certification office
Ridlerstraße 65
80339 München / Germany
CE 0123

Quality management system certified to ISO 9001:2015.

Production monitoring by notified office in accordance with Category III.

REGULAR INSPECTIONS

- This personal protective equipment must be inspected at least once a year by an expert in compliance with DGUV Principle 312-906. The result must be documented in the test card at the end of this User Manual.
- If the tapes of the BFD03 have been removed from the bag for inspection, ensure when they are returned that they are stowed correctly (see page 5) to prevent malfunctions.

SALES

The dealer must ensure that the User Manual is supplied in the language of the designated country. The respective translation must be authorised by BORNACK.

OTHER

SERVICE

If you have any further questions about this PPE or other BORNACK services, such as:

- Risk analyses
- Rescue concepts
- Training courses
- Expert inspections
- Technical inspections
- Maintenance + inspections

please contact our e-mail hotline:
info@bornack.de

We will be happy to help!

MAINTENANCE

- If necessary, apply a small amount of oil on the joints so that the moving parts of the karabiner and other devices run smoothly. If possible, use precision mechanics oil. Ensure that the oil does not come into contact with textile PPE components.
- Maintenance may only be carried out by a qualified expert in compliance with DGUV Principle 312-906. All instructions in this User Manual must be strictly observed.
- Protective equipment that is clean and well looked after will last longer!

CLEANING

- Dry damp personal protective equipment in the air, not on artificial heat sources. Dry metal components with cloths.
- Brush off soiled bag of the BFD03 or wipe with a wet cloth. Then allow to dry in the air.
- Other cleaning methods not described here are not allowed.
- If disinfection is necessary, please contact the e-mail hotline:
info@bornack.de
- If the personal protective equipment comes into contact with salt-water, keep it wet until it can be rinsed with plenty of distilled water.

OTHER

LIFE SPAN

The following recommendation applies for the use of the BFD03:

Maximum usage period after being used for the first time: 8 years

In ideal storage conditions and annual inspections, the product may be stored for up to 3 more years before it is used for the first time without impacting on the stated maximum usage period. Every further year in storage reduces the final maximum allowed usage period by 1 year.

Metal parts are not subject to age-related life span deadlines. The expert makes a decision based on his technical expertise and the latest version of the standard.

For reasons of safety, intensive use and/or extreme application conditions such as sharp edges, chemical influences, UV radiation etc. will reduce the usage period. The company owner needs to take this into account in the workplace risk analysis.

The company owner must ensure compliance with the maximum usage period by documenting first-time use in the test card.

The test card at the end of this User Manual must be presented during the regular expert inspections and be completed by an expert.

For more details, please visit www.bornack.de.

REPAIRS

- For reasons of liability, repairs may only be carried out by BORNACK or in a workshop authorised in writing by BORNACK.
- Only original spare parts from the manufacturer may be used.

OTHER

STORAGE

- Dry wet PPE **before** storage.
- Store in a dry place away from direct sunlight.
- Do not store PPE near radiators. Permanent exposure to temperatures below 0 °C or above +50 °C has a negative impact on the strength of the textile material and shortens the life span.
- Do not allow PPE to come into contact with aggressive substances (e.g. oils, grease, acids, chemicals). Precision mechanics oils may be applied to moving metallic parts during maintenance. Always ensure that textile PPE components do not come into contact with the oil.
- Do not store personal protective equipment close to aggressive substances (see above) because even the vapours of aggressive substances can have a negative effect on the strength of the PPE.
- Protected storage in the device case or device bag.

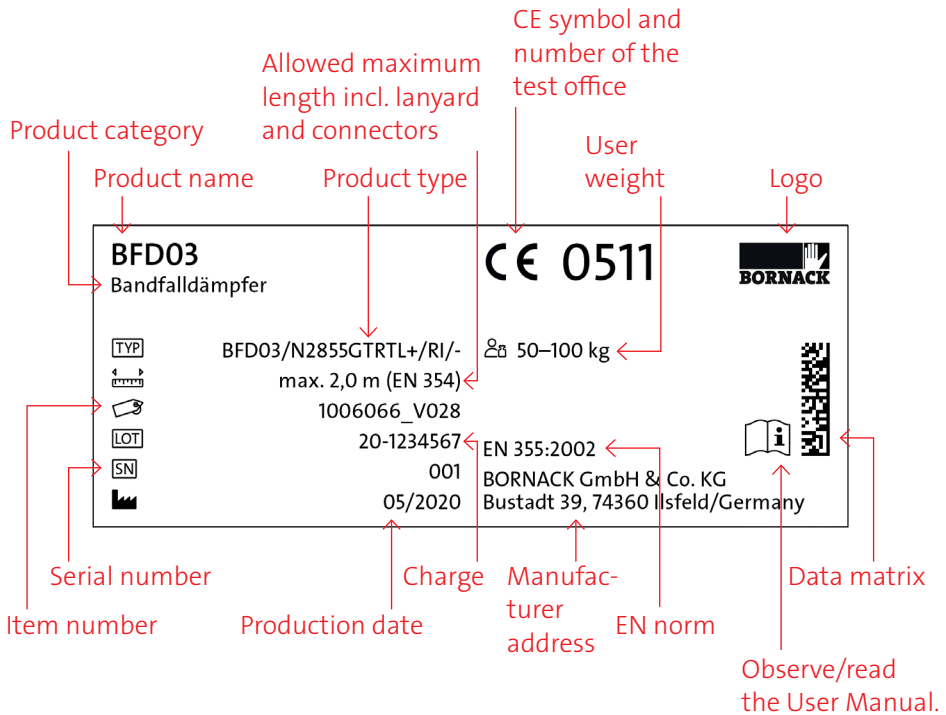
TRANSPORT

- Protected transport in the device case or device bag.

OTHER

PRODUCT IDENTIFICATION

The following identification is on the product:



TEST CARD

FOR ANNUAL MONITORING

The test list must be completed in full by the expert during the annual inspection.

This test list does not claim to cover all test criteria and does not relieve the expert from his decision about the overall condition.

Type BFD03: _____

Production date: _____

Charge: _____ Serial no.: _____

Purchase date: _____

Date of first Use: _____

Maximum life span until: _____

	Date	Signature	Next inspection	Reason for inspection
Year 1				
Year 2				
Year 3				
Year 4				
Year 5				
Year 6				
Year 7				
Year 8				

TEST CARD

FOR ANNUAL MONITORING

Please complete: × √

Year	1st	2nd	3rd	4th	5th	6th	7th	8th
Tape energy absorber complete?								
Bag undamaged?								
Zip undamaged?								
Two red loops undamaged?								
Tape energy absorber not ripped?								
Connectors (optional) undamaged?								
Fastener lock(s) of the connectors (optional) undamaged?								

Continued on the next page

TEST CARD

FOR ANNUAL MONITORING

Please complete:

×	√
---	---

Year	1st	2nd	3rd	4th	5th	6th	7th	8th
No foreign bodies in the tape energy absorber bag?								
Are the tapes (see page 5) stowed in a bag in a zigzag form and are they undamaged?								
Seam patterns undamaged?								
Energy-absorbing weaving of the white tape undamaged?								
Identification legible?								
User Manual available?								
OK								
Blocked								

EU DECLARATION OF CONFORMITY



EU Declaration of Conformity

The manufacturer or his authorised representative established within the EU

BORNACK GmbH & Co. KG
Bustadt 39
74360 Ilsfeld
Germany

hereby declares that the following personal protective equipment

Energy absorber
BFD03

- is in conformity with the relevant harmonisation legislation according to Annex V (Module B) of the Regulation (EU) 2016/425 on personal protective equipment according to Article 19 (category III PPE) and is examined to En 355:2002
- is identical to the PPE that is the object of the **EU type-examination certificate No. 2020-5618**

issued by

Allgemeine Unfallversicherungsanstalt
Sicherheitstechnische Prüfstelle
Adalbert-Stifter-Str. 65
A-1200 Wien
Austria
CE 0511

- is subject to the assessment of conformity to type, based on internal production control plus supervised product checks according to Module C2 of the Regulation (EU) 2016/425 for personal protective equipment (category III PPE), monitored by the notified body

TÜV SÜD Product Service GmbH
Zertifizierstelle
Ridlerstraße 64
80339 München
Germany
CE 0123

16 March 2021

BORNACK GmbH & Co. KG

A handwritten signature in black ink, appearing to read "U. Bornack".

Ulrike Bornack
Managing Director



FALLSTOP

Safety equipment for securing and rescuing at heights and depths

SAFEPOINT

Planning and assembly of stationary securing systems

BORNACK GmbH & Co. KG

Bustadt 39
74360 Ilsfeld
Germany

Tel + 49 (0) 70 62 / 26 90 0-0
Fax + 49 (0) 70 62 / 26 90 0-550
info@bornack.de
www.bornack.de

© BORNACK – Subject to technical changes
Reprinting or duplication, even of excerpts, is only permitted
with written consent
Status: 03/2021 GAL Art.-No. 8000188_DE anh

